

míng zì


名字




Introducing My Family name

你叫什么名字?


nǐ jiào shén me míng zì?



My Mom's Name Is
.妈妈



My Dad's Name Is
.爸爸



Little Sister's Name Is
.妹妹

Ella Chinese Tutoring-Learn more than a language!

1. Draw a line between the numbers in the order from one to ten.

七 qī

四 sì

八 bā

一 yī

二 èr

六 liù

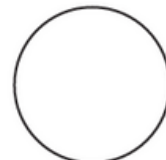

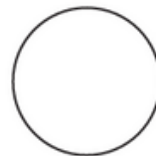
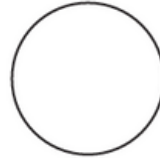
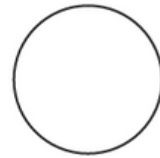

三 sān

五 wǔ

九 jiǔ

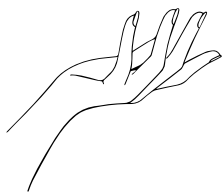
十 shí

2. Write the chinese number for each picture.



Ella Chinese Tutoring

3. link the pictures with relevant characters after the moderl.



big hand

大手 dà shǒu



Hands up

跳舞 tiào wǔ



Clap hand

摆手 bǎi shǒu



Wave hand

举手 jǔ shǒu



little Panda

拍手 pāi shǒu



Sing

小熊猫
xiǎo xióng māo

Dance

唱歌 chàng gē

儿歌- Rhyme



4. Sing while doing the movements, highlighting the words small and hand.

Xiǎo shǒu, xiǎo shǒu, jǔ qǐ lái,
小手，小手，举起来，
xiǎo shǒu, xiǎo shǒu, bǎi bǎi bǎi,
小手，小手，摆摆摆，
xiǎo shǒu, xiǎo shǒu, pāi pāi pāi,
小手，小手，拍拍拍，
xiǎo shǒu, xiǎo shǒu, fàng xià lái.
小手，小手，放下来。

5. Sing while doing the movements, highlighting the words hello and happy (gao xing).

Hello

nǐ hǎo, nǐ hǎo,
你好，你好，
nǐ hǎo, nǐ hǎo, nǐ hǎo,
你好，你好，你好，
hěn gāo xìng jiàn nǐ,
很高兴见你，
hěn gāo xìng jiàn nǐ,
很高兴见你，
shuō: "nǐ hǎo!"
说：“你好！”



xiǎo shǒu

小手



大手

dà shǒu

连线-Link the pictures with relevant words.

5



五
wǔ

名字
míng zì

拍手
pāi shǒu

举起来
jǔ qǐ lái

摆手
bǎi shǒu

